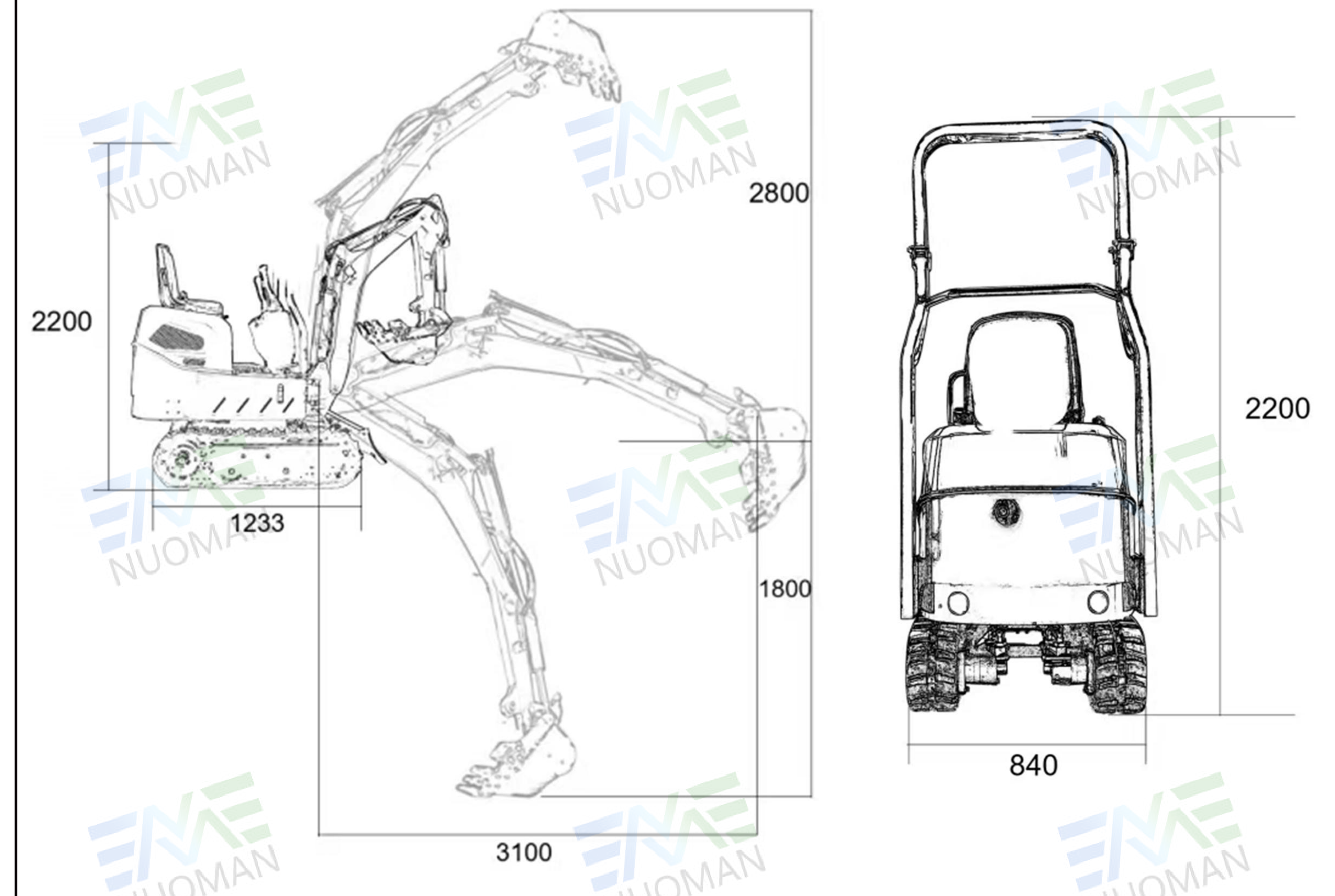


# MINI EXCAVATOR

 **12 PLUS**

Operating weight  
1.2ton

Engine  
Koop/Changchai /B&S EPA



## PARAMETER

|                         |                     |                                |        |
|-------------------------|---------------------|--------------------------------|--------|
| Rated power             | 7.6kw               | Total length                   | 2876mm |
| Working pressure        | 16mpa               | Total width                    | 850mm  |
| Travel speed            | 2.2km/h             | Total height (seat)            | 1535mm |
| Slewing speed           | 13r/min             | Total height (carport)         | 2200mm |
| Bucket capacity         | 0.025m <sup>3</sup> | Counterweight ground clearance | 385mm  |
| Fuel tank capacity      | 10.2L               | Minimum ground clearance       | 132mm  |
| Hydraulic tank capacity | 18L                 | Tail turning radius            | 800mm  |
| Gradability             | 30°                 | Track ground length            | 900mm  |
| Ground pressure         | 20kpa               | Track length                   | 1233mm |
| Arm digging force       | 4.6kn               | Track gauge                    | 670mm  |

- A mini excavator is a powerful tool that can make construction projects easier and more efficient. Always read the instruction manual carefully and use the machine properly to ensure safety and optimal performance.
- A key safety measure to remember is to always wear a seat belt during operation, unless the machine has a soft-top specification. This simple step can prevent serious injuries if an accident occurs.
- and successful construction project.

# MULTIFUNCTIONAL EXCAVATOR

Hidden hydraulic pipe

Upgraded stop valve

Cylinder

Folding roof

Handrail

Waterproof center console

Pedals

Engineering rubber tracks


The crushing pipeline is standard, and multiple auxiliary pipelines can be optionally installed to meet the diverse tool needs including quick-change devices.



 KOOP



 BRIGGS&STRATTON



 KUBOTA

The pilot operation model cannot be equipped due to space height issues

# OPTIONAL

# MINI EXCAVATOR

 12 PLUS

## PILOT OPERATION



Mechanical operation standard single pump can be upgraded to double pump

The pilot model has upgraded pilot locks on both sides, making it easier to get on and off the vehicle and safer to operate, thus preventing accidents caused by novice operators' misoperation.



Standard dual hydraulic pumps provide more power and smoother operation.




# MINI EXCAVATOR

 12 PLUS




The foldable two-legged roof makes it more flexible to enter and exit restricted spaces. The square tube pillars make it more durable.




Folding roof

The main pull-up boom design structure of the current mini excavator is adopted. The boom cylinder is located on the back of the boom, which can ensure that the forearm does not collide with the boom cylinder when working, thus increasing the service life of the cylinder.



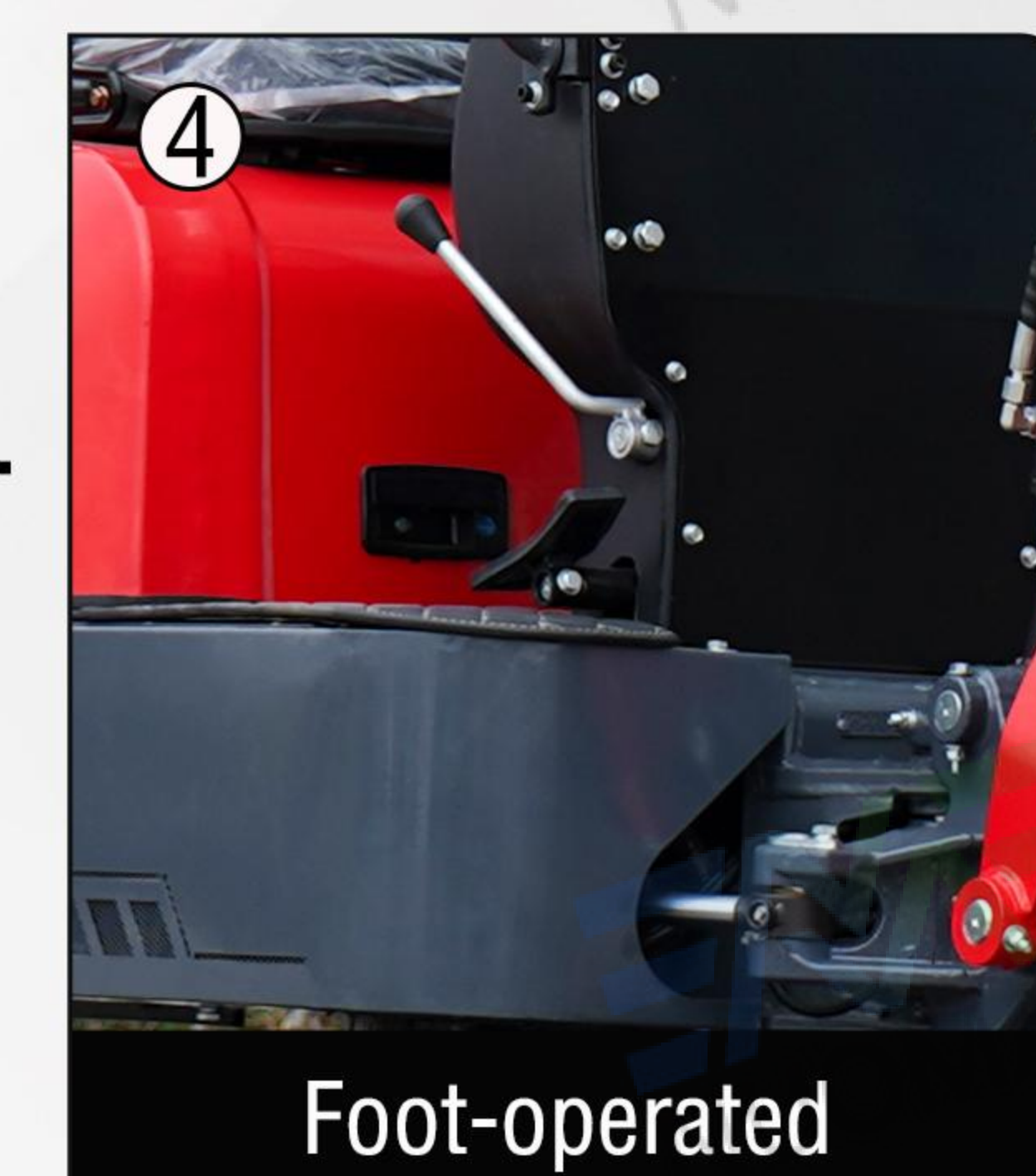
Cylinder

The design of the upper oil cylinder can not only increase the digging force to a certain extent, but also has a hidden oil pipe, which makes the appearance more neat. The design of the built-in oil pipe can also greatly avoid damage to the oil pipe exposed to the outside, which can extend the service life of the oil pipe



Hidden hydraulic pipe

The side swing adopts foot-operated mode, which is convenient for switching the machine body rotation and side swing, and the operation is more flexible. The foot-operated crushing is easier to work than the hand-push type, and the operation is more convenient during the crushing process



Foot-operated

# MINI EXCAVATOR



12 PLUS



Waterproof treatment is provided to prevent rainwater from leaking into the multi-way valve body during rain, causing corrosion and rust, thus extending the service life.



- ① Diesel fuel inlet
- ② Replace the battery
- ③ Oil filling port
- ④ Hour meter
- ⑤ Voltmeter



- ⑥ The travel motor uses BMK6-315, which has a larger travel torque and makes walking easier on muddy roads.

With the front-lift design, the maintenance and upkeep of the whole excavator are more convenient and quicker than previous products.

For similar products on the market, the problems of poor ignition and oil filling when the battery is low and the hydraulic pump is leaking and difficult to repair have been better optimized.

An enlarged 10-liter diesel tank can be selected, so you don't have to worry about refueling after a long time, which is more convenient.

# MINI EXCAVATOR



12 PLUS




Optional:

**Side swing:** The left and right deflection angles are about 45° respectively, which can make the machine more flexible and convenient to operate in a small working environment.

**Telescopic:** The telescopic range is 760-950/MM, which can be conveniently and quickly passed through a narrow working environment, and the convenience of operation in a narrow working space. For the convenience of indoor doors with a width of 80, the telescopic function can be installed to achieve entry and exit according to different workplaces, which is convenient and efficient; oranges, navel oranges and other orchards for planting, ditching, fertilizing, weeding, etc.





# MINI EXCAVATOR

Good reviews from all over the world


**D** D\*\*\*\*   
 May 15, 2024

★★★★★

Great design and quality

Supplier's reply:  
Thank you for your support and tr work with you again. Anna



★★★★★   
good quality impressed



**R** R\*\*\*\*   
 Apr 4, 2024

★★★★★

Looking good at this point.

**F** F\*\*\*M   
 Mar 19, 2024


★★★★★


The quality of the excavator is very good. It also comes with an instruction manual and tool box very satisfi

**F** F\*\*\*M   
 Oct 24, 2023

★★★★★

Great service, mini works great. I highly recommend ar throughout the whole process





this again. Good communication

